



Stage 1

38th Special

WGR 12

I.C.O.R.E. at Bend of the River Conservation Club

<http://borcc.org/icore.htm>

Course designer: JD and Dave

Sponsored by:

Range Officers:

Start Position: Standing in Box A, facing fully downrange, arms naturally at sides.

Gun Ready Condition: Handgun is loaded and holstered as per ready condition.

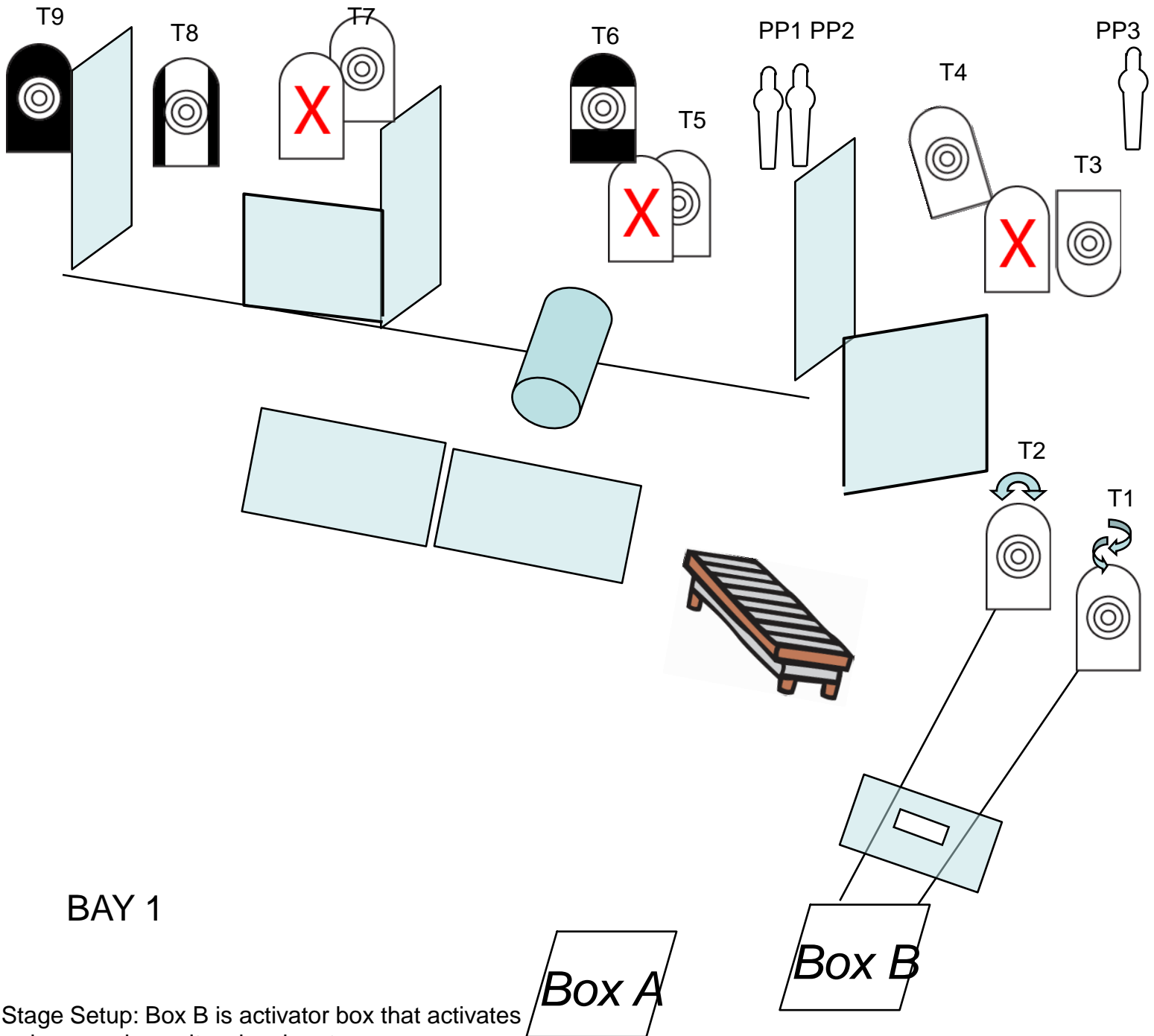
Scoring: Shots Unlimited 21 Rounds minimum
Targets: 9 paper, 3 pepper popper

Stage Procedure: On audible start, engage only T1-T2 through port after entering Box B and while remaining in Box B. Engage only T3-T4, PP1-PP3 from bridge, engage only T5-T6 through barrel after exiting bridge, engage T7-T9 as the become visible from behind the fault line.

Scored Hits: Best 2 hits per paper, steel down = 1A
Start-Stop: Audible – Last Shot

06/21/2010

Rules and Penalties: Per the ICORE rulebook. Foot faults, procedural and misses +5 seconds per occurrence.



BAY 1

Stage Setup: Box B is activator box that activates swinger and penalty miss drop turner



Stage 2 **Kattman went home to find his holster**

WGR
12

I.C.O.R.E. at Bend of the River Conservation Club

Sponsored by: <http://borcc.org/icore.htm> **Range Officers:** Course designer: Mark Katt

Start Position:

Gun Ready Condition: Handgun is loaded and holstered as per ready condition.

Stage Procedure: On audible start, engage all targets as they become visible.

Scoring: Shots Unlimited 18 Rounds minimum
Targets: XX paper, XX pepper popper X Mini PP

Scored Hits: Best 2 hits per paper, steel down = 1A
Start-Stop: Audible – Last Shot

Rules and Penalties: Per the ICORE rulebook. Foot faults, procedural and misses +5 seconds per occurrence.

Under Construction

Bay 2: Kattman to set up- will document stage after set up.



Stage 3

Run or Gun

WGR 12

I.C.O.R.E. at Bend of the River Conservation Club

<http://borcc.org/icore.htm>

Course designer: Tom Albrecht

Sponsored by:

Range Officers:

Start Position: Standing in box A, facing downrange with a hands relaxed at sides.

Gun Ready Condition: Handgun is loaded and holstered as per ready condition.

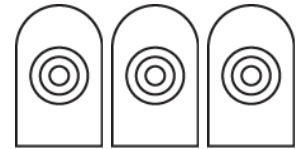
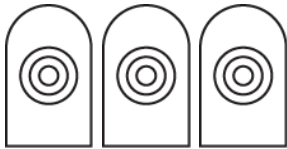
Scoring: Shots Unlimited 18 Rounds minimum
Targets: 6 paper and 6 steel plates

Stage Procedure: At start signal engage steel targets from box A only (boxes B and C are too close and will result in DQ) then move to box B or C as needed to engage remaining targets as they become visible. All shots must be from a shooting box.

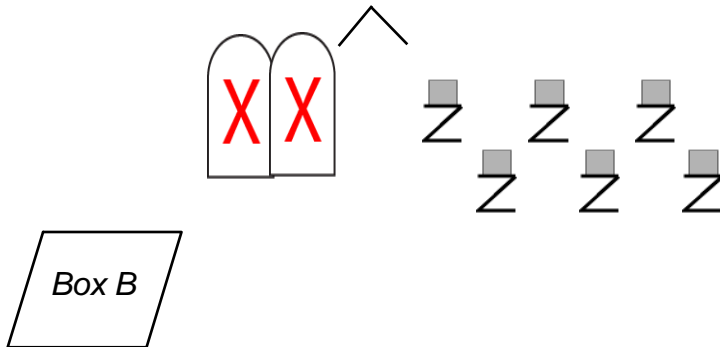
Scored Hits: Best 2 hits per paper, steel down = 1A
Start-Stop: Audible – Last Shot

06/21/2010

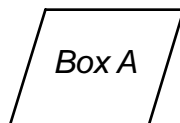
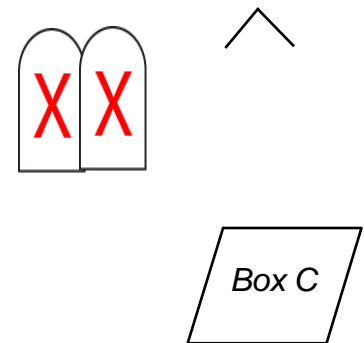
Rules and Penalties: Per the ICORE rulebook. Foot faults, procedural and misses +5 seconds per occurrence.



45 degree angle – top view



45 degree angle – top view





Stage 4

Smith & Wesson Reliability

WGR 12

I.C.O.R.E. at Bend of the River Conservation Club

<http://borcc.org/icore.htm>

Course designer: Chops Carmichael

Sponsored by:

Range Officers:

Start Position: Sitting in chair next to table

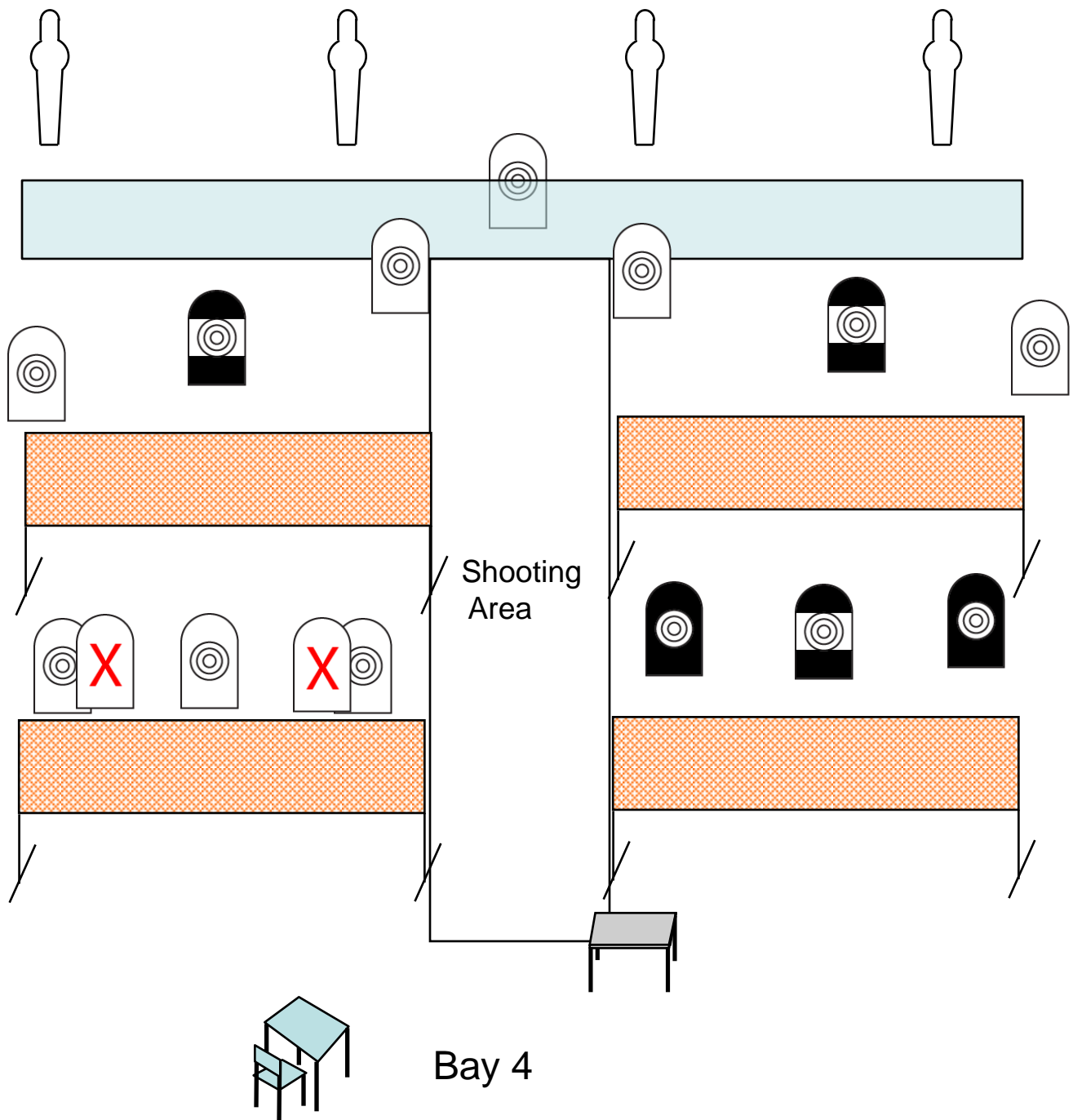
Gun Ready Condition: Handgun is loaded and holstered as per ready condition.

Scoring: Shots Unlimited 30 Rounds minimum
Targets: 13 paper and 4 pepper poppers

Stage Procedure: Start with training pistol sitting on table next to shooter. When shooter hears "Stand By" they may self start. Horn indicates time has started and activates when shooter picks up training pistol with strong hand. Proceed to shooting area, discover unreliable semi auto blue gun malfunctioned, place it on second table, draw a real handgun and engage targets as they become visible.
07/9/2010

Scored Hits: Best 2 hits per paper, steel down = 1A
Start-Stop: Self Start – Last Shot

Rules and Penalties: Per the ICORE rulebook. Foot faults, procedural and misses +5 seconds per occurrence.





Stage 5

Charge 'N' Cross

WGR 12

I.C.O.R.E. at Bend of the River Conservation Club

<http://borcc.org/icore.htm>

Course designer: Frank Thompson

Sponsored by:

Range Officers:

Start Position: Heels on either set of X's, hands naturally at sides.

Gun Ready Condition: Handgun is loaded and holstered as per ready condition.

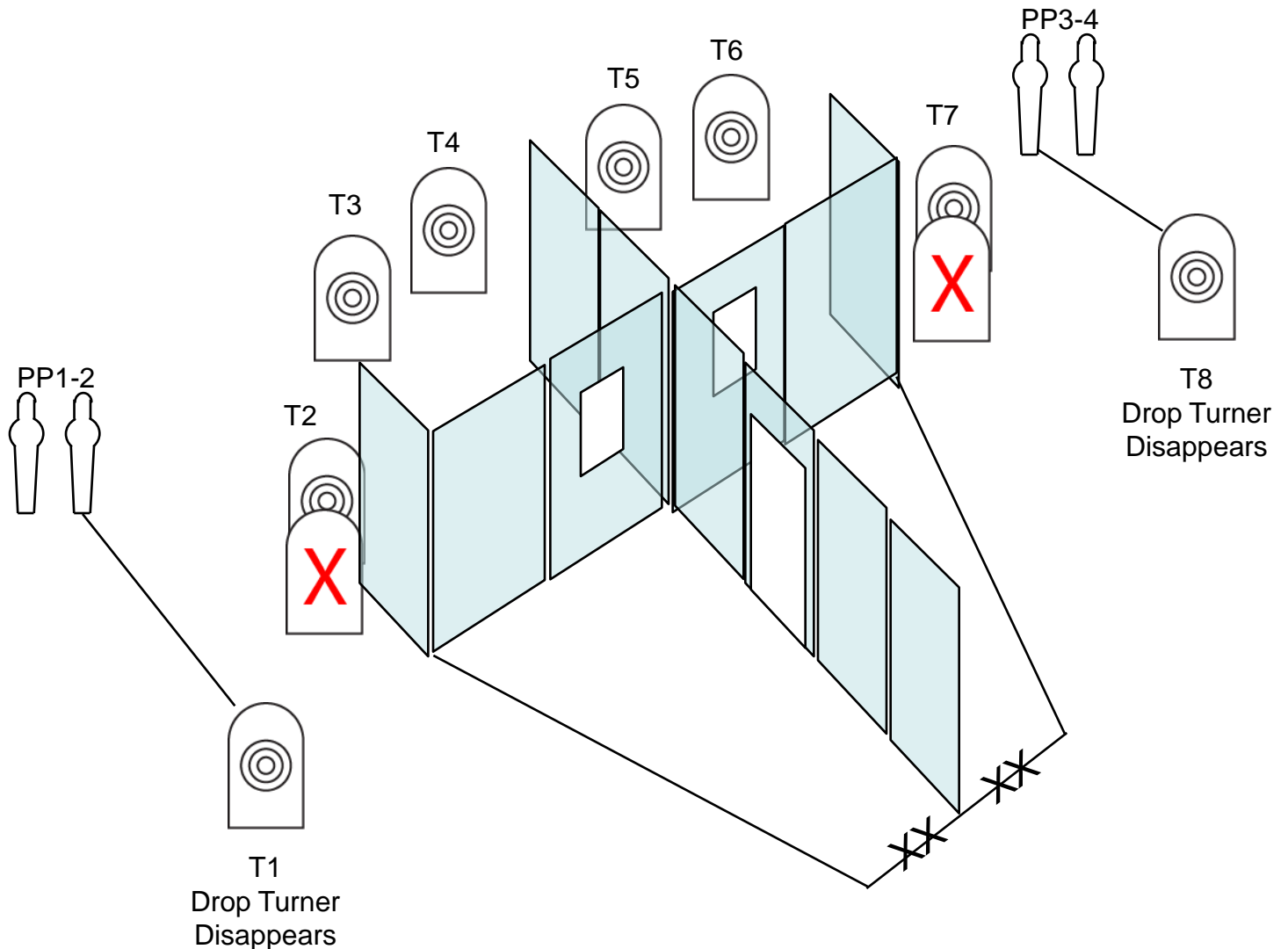
Scoring: Shots Unlimited 20 Rounds minimum
Targets: 8 paper, 4 pepper popper

Stage Procedure: On audible start, engage all targets as they become visible from inside the shooting area.

Scored Hits: Best 2 hits per paper, steel down = 1A
Start-Stop: Audible – Last Shot

06/21/2010

Rules and Penalties: Per the ICORE rulebook. Foot faults, procedural and misses +5 seconds per occurrence.



BAY 5:

Set up Note: Place T2 so that it must be shot through left port only



Stage 6

Should've Practiced Those Long Shots

WGR 12

I.C.O.R.E. at Bend of the River Conservation Club

<http://borcc.org/icore.htm>

Course designer: Mike Hasse

Sponsored by:

Range Officers:

Start Position: Standing in box A, facing downrange with both hands above shoulder in surrender position.

Gun Ready Condition: Handgun is loaded and holstered as per ready condition.

Scoring: Shots Unlimited 36 Rounds minimum
Targets: 12 paper, 6 pepper poppers 6 mini PP

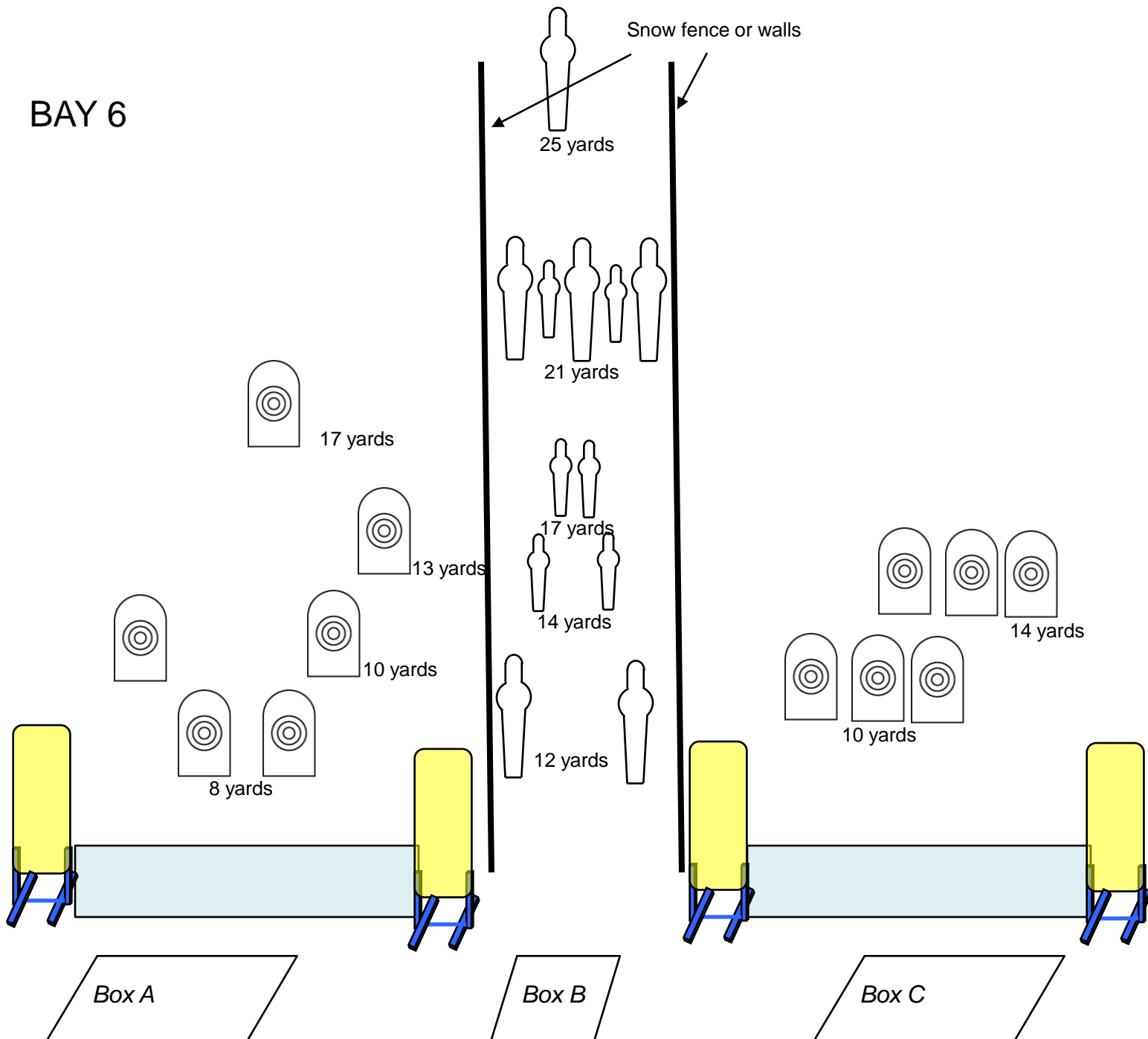
Stage Procedure: At start signal, draw and engage targets as they become visible from within box a, Move to Box B and engage targets as they become visible and move to Box C and engage targets as they become visible. All shots must be fired from a shooting box.

Scored Hits: Best 2 hits per paper, steel down = 1A
Start-Stop: Self Start – Last Shot

06/21/2010

Rules and Penalties: Per the ICORE rulebook. Foot faults, procedural and misses +5 seconds per occurrence.

BAY 6





Stage Number 7

Do You Dare?

WGR 12

I.C.O.R.E. at Bend of the River Conservation Club

<http://borcc.org/icore.htm>

Course designer: Brad Sitton

Sponsored by:**Range Officers:**

Start Position: Standing in Box A, facing downrange, hands hips (but NOT touching gun).

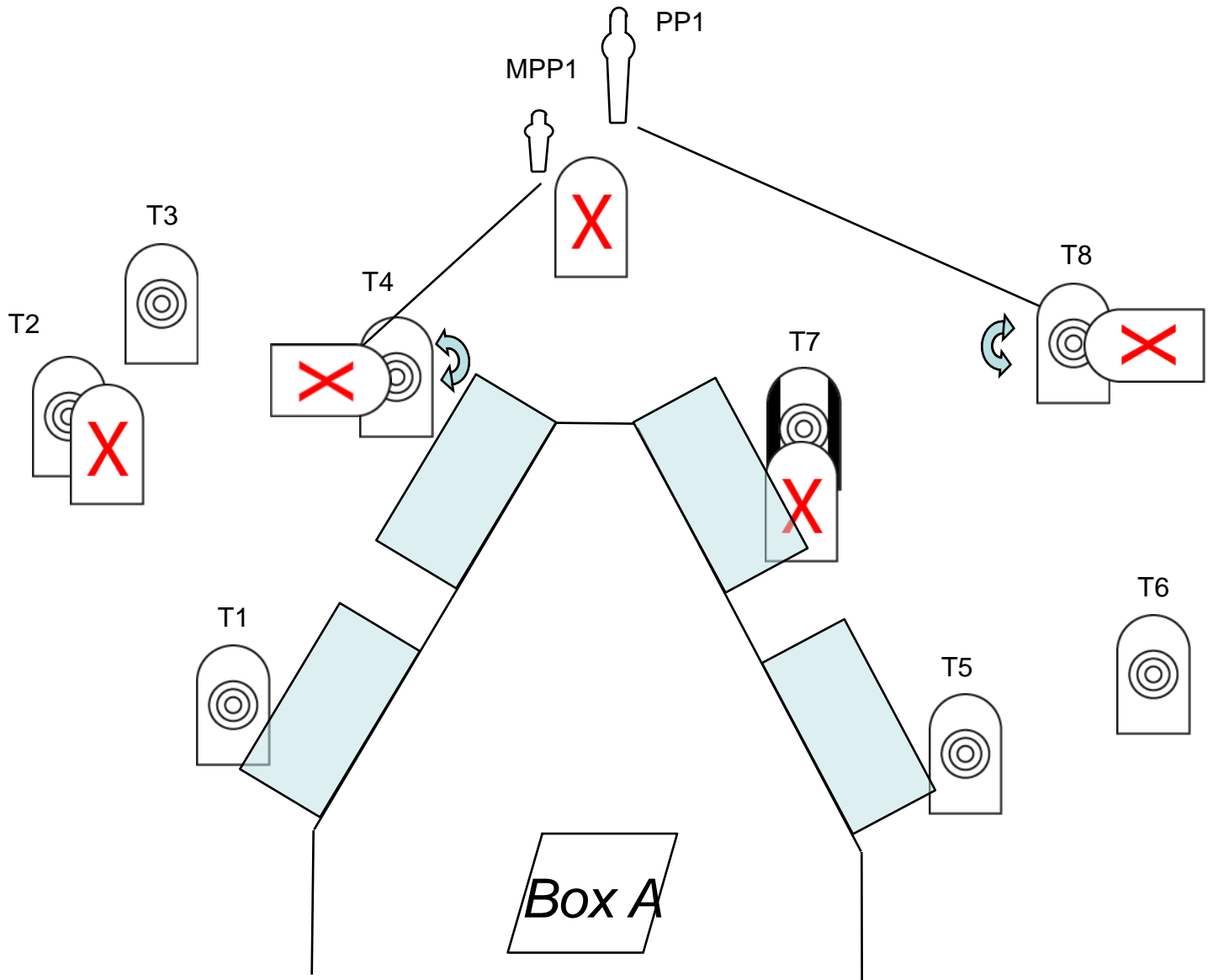
Gun Ready Condition: Handgun is loaded and holstered as per ready condition.

Scoring: Shots Unlimited 18 Rounds minimum
Targets: 8 paper, 1 pepper popper 1 Mini PP

Stage Procedure: On audible start, engage all targets as they become visible from behind the charge lines. All cover is hard cover. No shoot between USP1 and P1 is steel..

Scored Hits: Best 2 hits per paper, steel down = 1A
Start-Stop: Audible – Last Shot

Rules and Penalties: Per the ICORE rulebook. Foot faults, procedural and misses +5 seconds per occurrence.



SETUP NOTES: No shoot between USP1 and P1 is steel and needs to be freshly painted. The swingers are slow, and have no shoots on them. This should tempt shooter to take long shots on steel to get better shots on static paper targets, so movers should be slow and stop fast.



Stage 8

Steel Run (Not That Darn Star Again)

WGR 12

I.C.O.R.E. at Bend of the River Conservation Club

<http://borcc.org/icore.htm>

Course designer: Dave Brooks

Sponsored by:

Range Officers:

Start Position: Standing in box, facing downrange with a hands relaxed at sides.

Gun Ready Condition: Handgun is loaded and holstered as per ready condition.

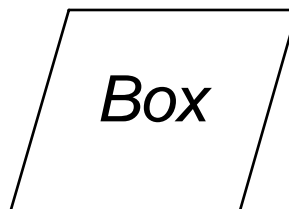
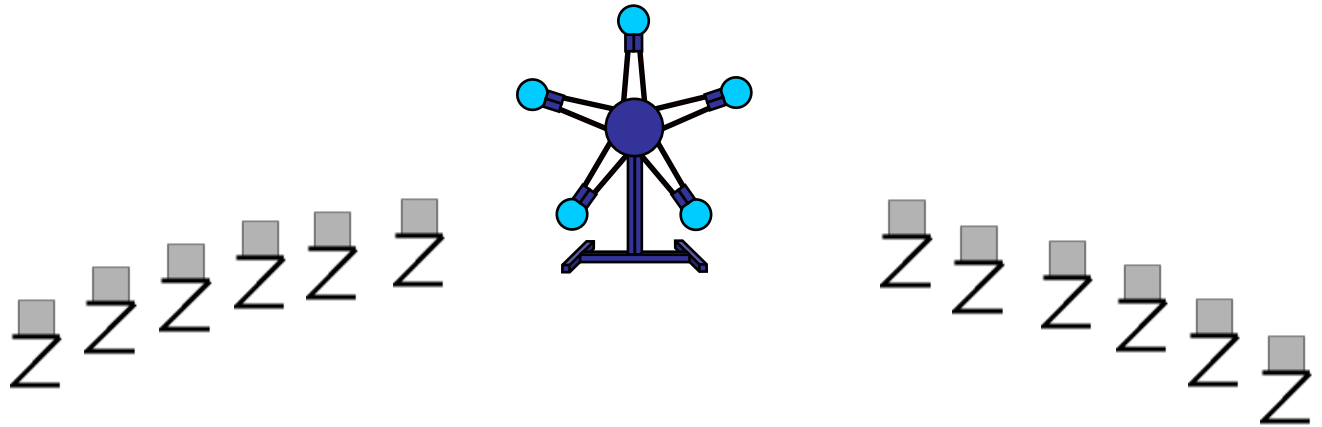
Scoring: Shots Unlimited 17 Rounds minimum
Targets: 17 steel plates

Stage Procedure: At start signal engage targets as they become visible.

Scored Hits: Knockdown steel = 1A
Start-Stop: Audible – Last Shot

06/21/2010

Rules and Penalties: Per the ICORE rulebook. Foot faults, procedural and misses +5 seconds per occurrence.



BAY 8

Stage Setup: Targets are 40 feet across and 30 feet from start box.

Backup



Stage Number

Fast Bill

WGR 12

I.C.O.R.E. at Bend of the River Conservation Club

<http://borcc.org/icore.htm>

Course designer: Dave Warren

Sponsored by:

Range Officers:

Start Position: Standing in box, facing downrange with a hands relaxed at sides.

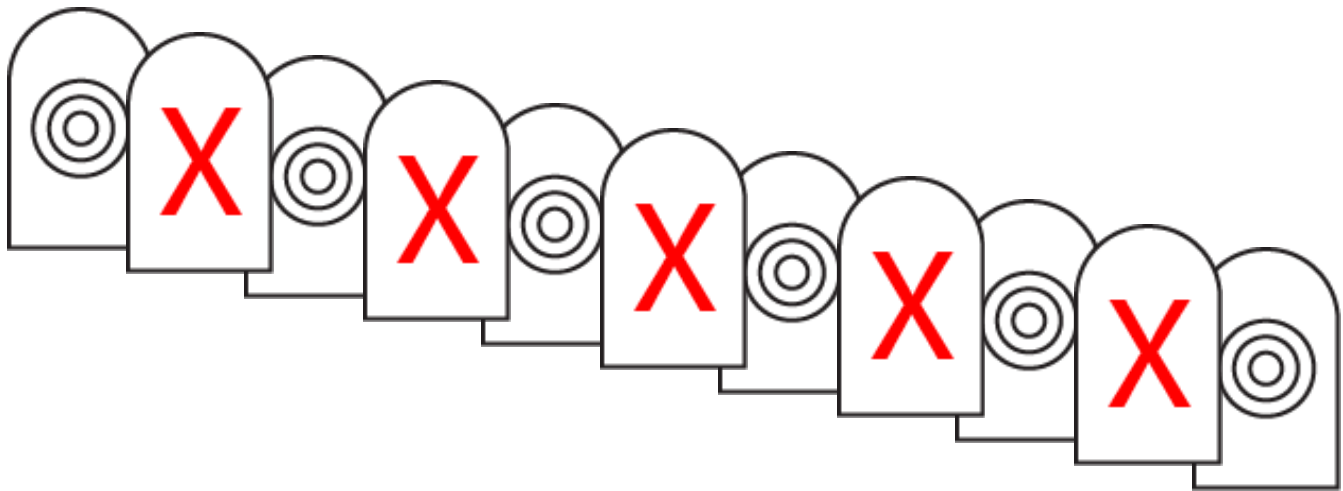
Gun Ready Condition: Handgun is loaded and holstered as per ready condition.

Scoring: Shots Unlimited 12 Rounds minimum
Targets: 6 paper, 5 no-shoot

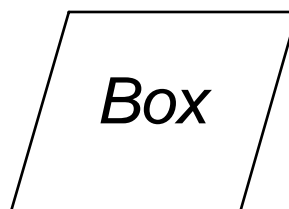
Stage Procedure: At start signal engage T1 thru T6 as they become visible.

Scored Hits: Best 2 hits per paper
Start-Stop: Audible – Last Shot

Rules and Penalties: Per the ICORE rulebook. Foot faults, procedural and misses +5 seconds per occurrence.



Back up stage



Stage Setup: Target on Left should be five feet at top, target on left should be as close to ground as possible. Evenly slope targets in between. Set Box to 15 yards from targets.



Stage Number

One Lump Or Two CS-005

WGR 12

I.C.O.R.E. at Bend of the River Conservation Club

<http://borcc.org/icore.htm>

Course designer: Roger Davis

Sponsored by:

Range Officers:

Start Position: Standing in box A, facing downrange with a hands relaxed at sides.

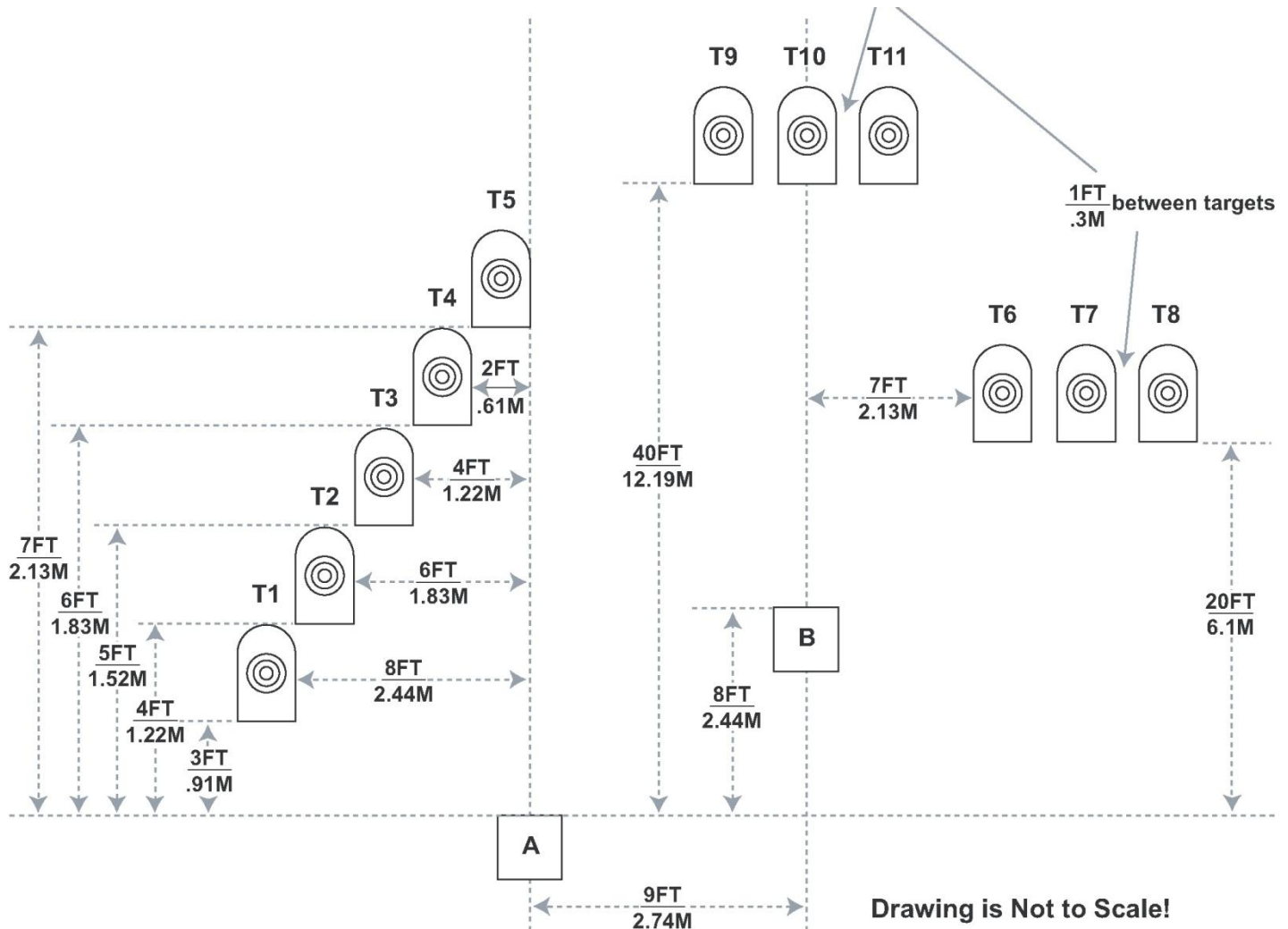
Gun Ready Condition: Handgun is loaded and holstered as per ready condition.

Scoring: Shots Unlimited 17 Rounds minimum
Targets: 5 paper, 2 pepper poppers

Stage Procedure: At start signal engage T1 thru T5 with one (1) round each in any order. From Box B engage only T6 thru T11 with two (2) rounds each in any order.

Scored Hits: Best 1 per paper T1-T5, best 2 T6-T11
Start-Stop: Audible – Last Shot

Rules and Penalties: Per the ICORE rulebook. Foot faults, procedural and misses +5 seconds per occurrence.



Back up stage